

Make your own rainbow!

Color changing LED

DIVA 2 RGB

FEELUX






Product Features

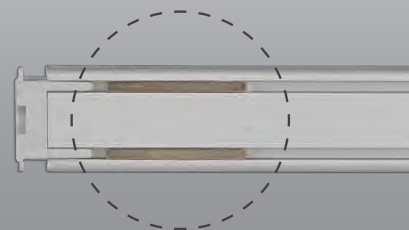
- Super Slim liner LED with RGB color changing output
- Quick connection system between fixtures
- Many lengths available
- Various mounting methods including magnetic
- To be used with constant voltage DC 24V driver
- Dimmable with available accessories

Specification

- Voltage : DC 24V
- Operating temperature : 0~45° C
- Lamp life : 40,000hr
- RGB color changing
- Degree of protection IP20



Magnet





DIVA 2 RGB
Color changing



DIVA2 RGB 6W Length (285 mm)




DIVA2 RGB 12W Length (565 mm)



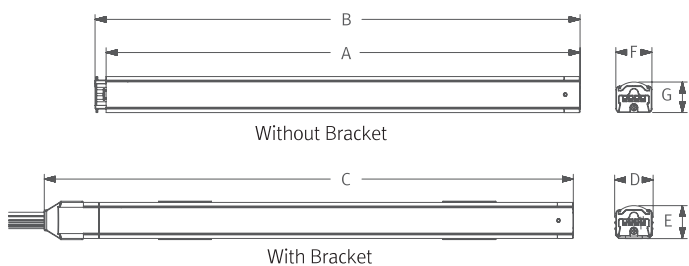
DIVA2 RGB 18W Length (845 mm)

Color changing



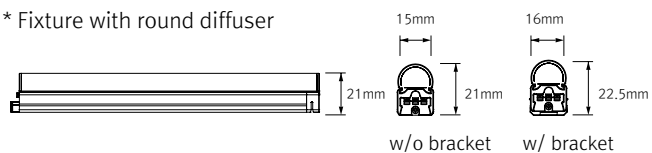
Dimension

* Fixture

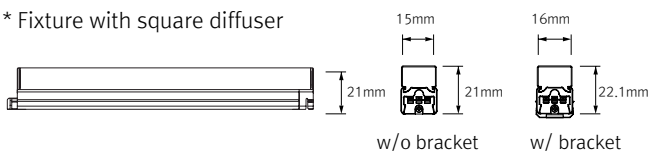


Model Name	Power Input (V)	Lamp Power (W)	A (mm)	B (mm)	C (mm)	D (mm)	E (mm)	F (mm)	G (mm)
RDV6RGB24M	DC 24	6.2	280	285	302	16	14	15	12.5
RDV12RGB24M	DC 24	12.4	560	565	582	16	14	15	12.5
RDV18RGB24M	DC 24	18.6	840	845	862	16	14	15	12.5

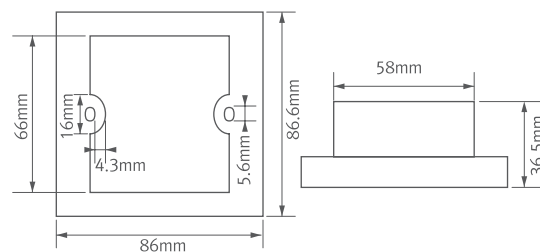
* Fixture with round diffuser



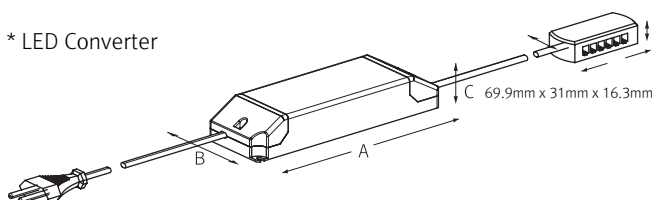
* Fixture with square diffuser



* RGB controller



* LED Converter

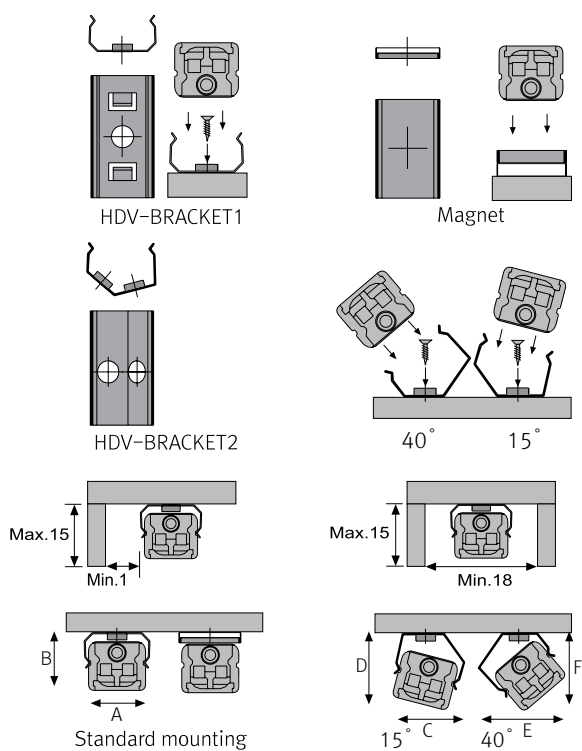


Modle name	A (mm)	B (mm)	C (mm)
FLC15-24V/T	121	45	16
FLC30-24V/T	150	41	31
FLC75-24V/T	180	60	32

Easy connection



Installation



Max. connection

- DIVA2 RGB : 75Watt in one row (single power feed)
- LED Driver

LED Driver Model Name	Max. units for LED Driver		
	24V/15W	24V/30W	24V/75W
RDV6RGB24M	2	5	12
RDV12RGB24M	1	2	6
RDV18RGB24M	-	1	4

	A(mm)	B(mm)	C(mm)	D(mm)	E(mm)	F(mm)
Flat type	16.8	14.2	17.5	16.5	19.1	17.5
Round type	16.8	22.1	18.8	24.4	23.4	22.9
Square type	16.8	22.6	21.3	26.2	25.7	25.7

Accessories

Ⓐ Connecting cables (Between DIVA2 DUAL & DIVA2 DUAL)

RDVPTC	RDVPTC1	RDVPTC2	RDVPTC4	RDVPTC6
150mm(6inch)	300mm(1feet)	600mm(2feet)	1200mm(4feet)	1800mm(6feet)

Ⓑ Power feed : RDVPC

Power feed 2500mm (Between DIVA2 RGB & 6-way distributor)

Ⓒ Mounting bracket : HDV-BRACKET1

Included in fixture

Ⓓ Angle bracket (15° & 40°) : HDV-BRACKET2

Ⓔ Sidefeed for seamless extension (6W) : RDV6RGB24M/S

The dimension is the same as RDV6RGB24M

Ⓕ End cap : HDV - CAP

Included in fixture

Ⓖ LED Driver with 6way distributor, with power cord(1800mm)

Part No	FLC15-24V/T	FLC30-24V/T	FLC75-24V/T
Capacity	15W 24V	30W 24V	75W 24V

Ⓗ RGB controller

Ⓘ Round diffuser

HDV6CVRM	HDV12CVRM	HDV18CVRM
6W	12W	18W

Ⓛ Square diffuser

HDV6CVSM	HDV12CVSM	HDV18CVSM
6W	12W	18W

Ⓚ Connecting bracket : HDV-BRACKET3

Included in fixture

