

**CBU-PWM4**

Bluetooth controllable 4ch PWM dimmer



**Description**

CBU-PWM4 is a Bluetooth controllable, Casambi enabled four channel PWM dimmer for constant voltage LED loads, such as LED strips and constant voltage LED modules. It is connected between a 12-24 VDC power supply and the constant voltage LED load.

CBU-PWM4 can control up to four channels making it an ideal partner for RGBW and tunable white (TW) applications. The maximum combined output current is 6 A which can be freely divided between 1 -4 channels. CBU-PWM4 is protected against overvoltage, overcurrent and short circuit situations.

CBU-PWM4 can be controlled with Casambi app which can be downloaded free of charge from Apple App Store and Google Play Store.

Different Casambi enabled products can be used from a simple one luminaire direct control to a complete and full featured light control system where up to 127 units form automatically an intelligent mesh network.

**Installation**

Connect a constant voltage 12-24 VDC power supply to the input connector. Make sure not to use a constant current LED driver and make sure that the cable polarity is correct.

The product has one shared positive output connector (+) and each of the four channels has its own negative connector (-). This is the most typical case with multichannel LED strips. Connect the LED load wires accordingly.

CBU-PWM4 can be configured having different types of outputs, such as 4 channel RGBW, 3 channel RGB and 2 channel TW. Also, it is possible to configure 1-4 jointly and individually dimmable channels. These configurations can be made by the end user from Casambi App.

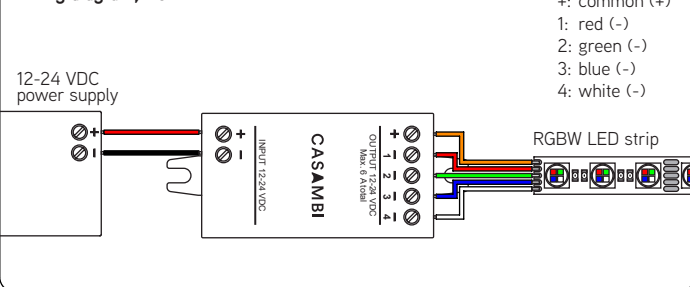
As default, CBU-PWM4 is delivered with RGBW configuration.

CBU-PWM4, as any other Casambi product, should not be placed in a metal enclosure or next to large metal structures. Metal will effectively block all radio signals which are crucial to the operation of the product.

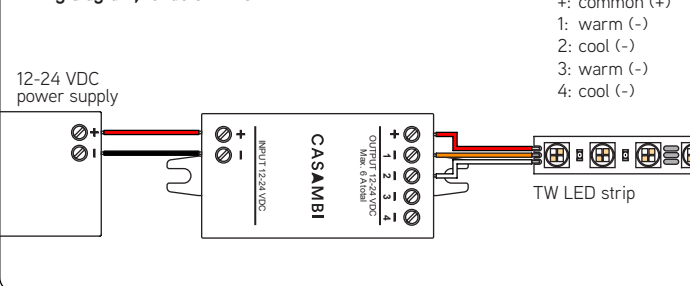
**Technical data**

|                               |  |
|-------------------------------|--|
| <b>Input</b>                  |  |
| Voltage range:                | 12-24 VDC  |
| Max. input current:           | 6 A  |
| No-load standby power:        | < 0,3 W  |
| <b>Output</b>                 |  |
| Output voltage:               | same as input voltage                            |
| Max. output power:            | 144 W @ 24 VDC<br>72 W @ 12 VDC                  |
| Max. output current:          | 6 A (can be freely divided between the channels) |
| Min. load requirement:        | 0 W  |
| Dimming method:               | Pulse Width Modulation (PWM)                     |
| <b>Radio transceiver</b>      |  |
| Operating frequencies:        | 2,4...2,483 Ghz                                  |
| Maximum output power:         | +4 dBm   |
| <b>Operating conditions</b>   |  |
| Ambient temperature, ta:      | -20...+45°C                                      |
| Max. case temperature, tc:    | +75°C  |
| Storage temperature:          | -25...+75°C                                      |
| Max. relative humidity:       | 0...80%, non-cond.                               |
| <b>Connectors</b>             |  |
| Wire range, solid & stranded: | 0,75 - 1,5 mm <sup>2</sup><br>14 - 22 AWG        |
| Wire strip length:            | 6 - 7 mm   |
| Tightening force:             | 0,4 Nm   |
| <b>Mechanical data</b>        |  |
| Dimensions:                   | 72,6 x 30,0 x 18,0 mm                            |
| Weight:                       | 23 g   |
| Degree of protection:         | IP20 (indoor use only)                           |

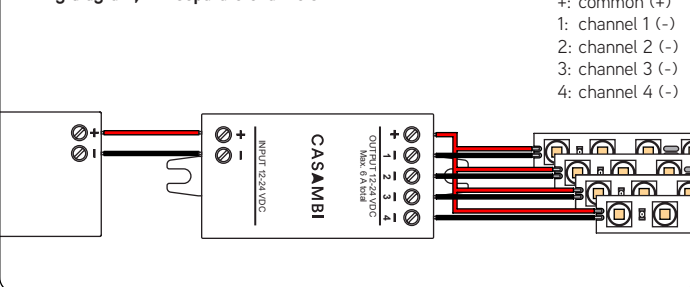
**Wiring diagram, RGBW**



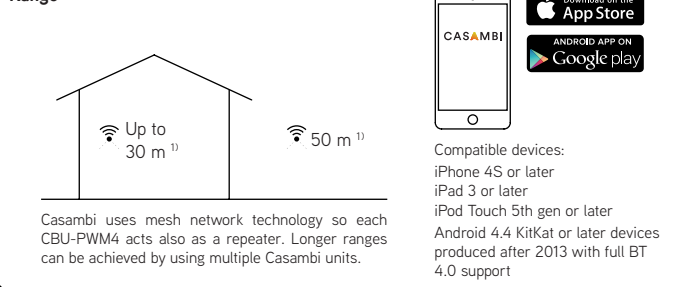
**Wiring diagram, tunable white**



**Wiring diagram, 1-4 separate channels**

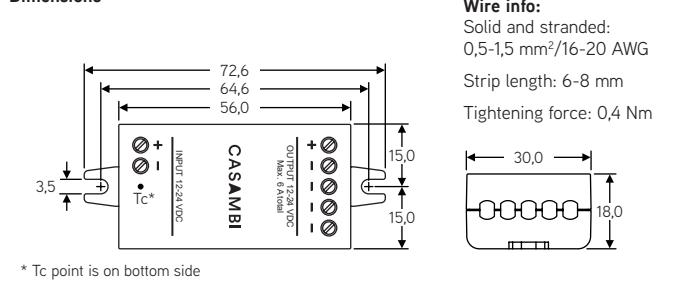


**Range**



<sup>1)</sup> Range is highly dependent on the surrounding and obstacles, such as walls and building materials.

**Dimensions**



**Disposal Instructions**

In line with EU Directive 2002/96/EC for waste electrical and electronic equipment (WEEE), this electrical product must not be disposed of as unsorted municipal waste.

Please dispose of this product by returning it to the point of sale or to your local municipal collection point for recycling.

**CASAMBI**  
Lighting control  
for the Modern World

Casambi Technologies Oy  
Linnoitustie 4, 02600 Espoo, Finland

# PWM4



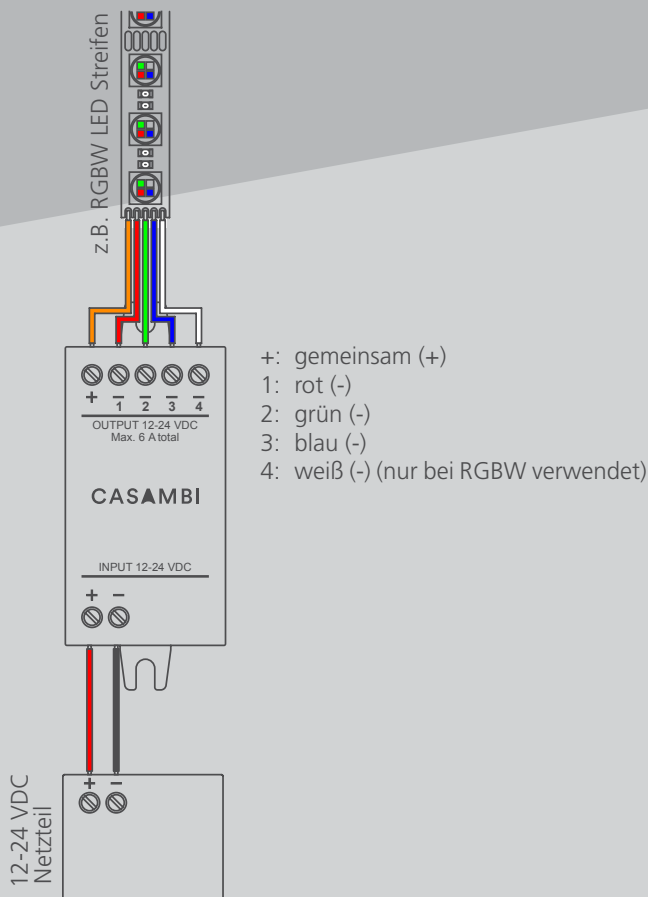
- Dimmen
- An-/Ausschalten
- RGB und RGBW Lichtfarbe über Farbauswahlfeld einstellbar
- Timer (können verschiedene Szenen zeitlich vorgegeben werden)

Drahtlose Steuerung von LED Leuchten bzw. Leuchtmitteln  
App für iOS und Android

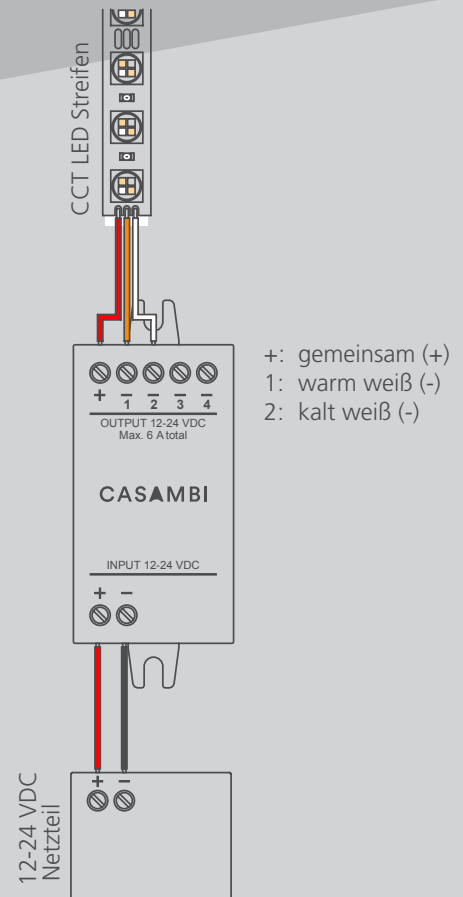
|                                    |                                  |
|------------------------------------|----------------------------------|
| Leuchten pro Netzwerk integrierbar | max. 4x127                       |
| Zulässige Umgebungstemperatur:     | -20 °C bis +45 °C                |
| Anschlussklemmen:                  | 0,75 – 1,5mm <sup>2</sup>        |
| Spannungsversorgung                | 12 oder 24 V                     |
| Max. Ausgangsstrom:                | 6 A (gesamt Strom alle 4 Kanäle) |

Anschluss:

## RGBW (Kanal 1-4) / RGB (Kanal 1-3)



## Farbtemperatur (CCT) einstellbar



|                      |                            |
|----------------------|----------------------------|
| Dimmung Methode:     | PWM (Pulsweitenmodulation) |
| Spannungsbereich DC: | 12/24 V                    |
| Maße:                | 72,6 x 30,0 x 18,0mm       |
| PWM4                 | Art.-Nr: CO-CBUPWM-04      |

#### 1-4 separate Kanäle einfarbige LED Streifen

