

# Constant Voltage LED Power Supply

SLT30-12VFC-UN  
SLT30-24VFC-UN



## Product description:

This LED power input voltage of 120-240VAC, the output constant voltage 12V or 24V, for load parallel voltage LED. This LED power supply shape slim and thin. LED power supply has open circuit, short circuit, overload or over temperature protection function, troubleshooting, the power will automatically restart.



## Standards:

EN61347-1  
EN61347-2-13  
EN61547  
EN55015  
EN61000-3-2  
EN61000-3-3  
EN62384  
EN62493  
UL8750  
FCC15B


## Characteristics:

- The standard requirements to meet IEC60335-2-89;
- Power section is divided into 30W,75W the output voltage of 12V and 24V;
- Surge level, according to L, N: 2000V, L, N-PE: 4000V
- Metal case for indoor or outdoor installation
- Suitable for class I luminaire
- Suitable for dry/damp/wet locations
- Class 2 power unit
- Life to meet the 5-year warranty requirements, failure rate to meet 0.1% / 1000h

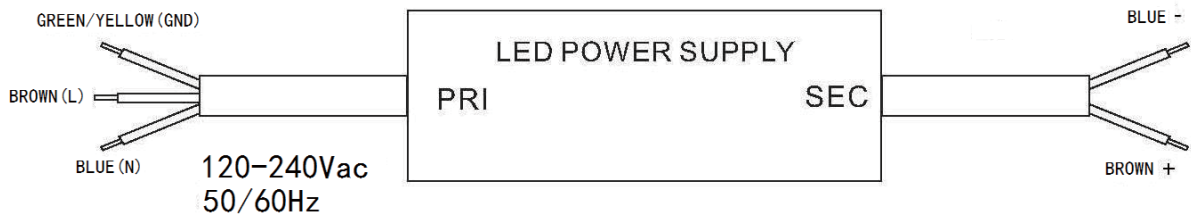
## Specifications :

Model	SLT30-12VFC-UN	SLT30-24VFC-UN	
Output	turn on time(S)	≤0.5	≤0.5
	output power(W)	30	30
	output votage(V)	12	24
	output voltage tolerance <sup>①</sup>	+/-5%	+/-5%
	ripple voltage(mV)	90(Vp-p)	100(Vp-p)
	working current range(A)	0-2.5	0-1.25
	dimming interface	No	
	dimming range	n/a	
Input	rated supply voltage(Vac)	120-240	120-240
	voltage range(Vac)	108-264	108-264
	line frequency(Hz)	50/60	50/60
	input current(mA)	350	350
	efficiency <sup>②</sup>	83.5%	84.5%
	average efficiency <sup>③</sup>	79.5%	80.0%
	no load power consumption(W)	≤0.5	≤0.5
	power factor <sup>②</sup>	0.95	0.95
	inrush current(Ipk)	18A/180us	18A/180us
Protection	over voltage protection	YES	
	short circuit protection	YES	
	over temperature protection	YES	
	automatic restart	YES	
	over load protection	YES	
	surge capacity	L-N: 2KV L,N-PE: 4KV	
Ambient and Life	Ta(°C)	-20...50	-20...50
	Tc max.(°C)	75	75
	Storage Temperature(°C)	-30...80	
	ambient humidity range	5%...85%RH, Not condensing	
	nominal life-time(hrs)	50'000@Tc=75 C	
	guarantee(years)	5	
	MTBF(hrs)	100'0000	
Other	audible noise(dB)	<25dBA	
	weight(g)	200	
	dimensions (LxWxH)(mm)	275x30x16.5	
	casing material	Aluminum	
	housing colour	Silver	
	type of protection	IP67	
protection class	Class I		
Note	<p>1. Tolerance:includes set up tolerance, line regulation and load regulation.  2. Tested at full load,230Vac.Refer to"Power Factor" and "EFFICIENT"curve graphs.  3. Calculate the model's average efficiency for each test voltage by testing at 100%, 75%, 50%, and 25% of rated current and then computing the simple arithmetic erage of these four values.  4. All parameters NOT specially mentioned are measured at nominal voltage input, rated load and 25 of ambient temperature.  5. The power supply is considered as a component that will be operated in combination with final equipment. Since EMC performance will be affected by the complete installation, the final equipment manufacturers must re-qualify EMC Directive on the complete installation again."</p>		

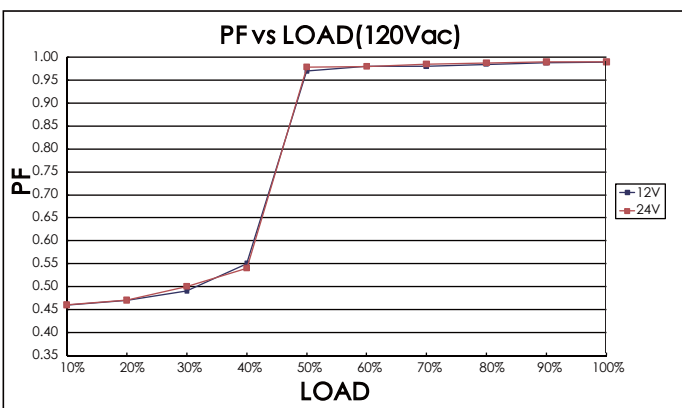
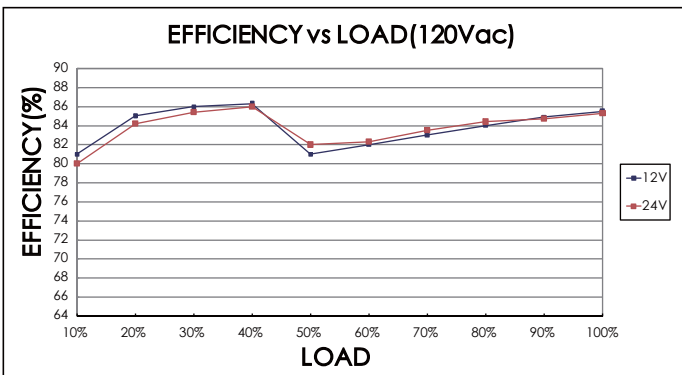
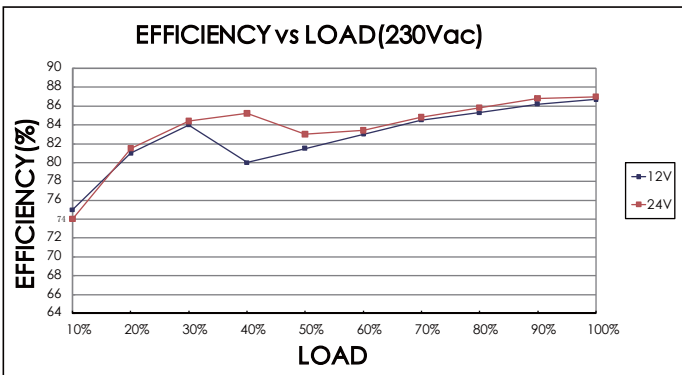
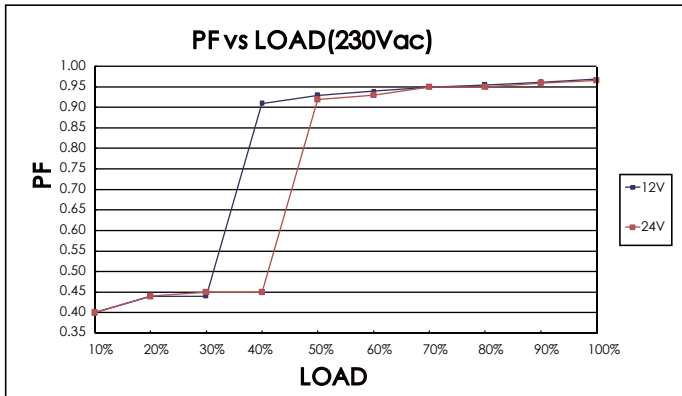
### Dimensions: mm



### Wiring diagram:



**Electrical curves:**



note  
 For constant current power supply,"LOAD" means the percentage of the maximum rated output voltage.  
 For constant voltage power supply,"LOAD" means the percentage of the maximum rated output current.

# Constant Voltage LED Power Supply

SLT75-12VFC-UN  
SLT75-24VFC-UN



## Product description:

This LED power input voltage of 120-240VAC, the output constant voltage 12V or 24V, for load parallel voltage LED. This LED power supply shape slim and thin. LED power supply has open circuit, short circuit, overload or over temperature protection function, troubleshooting, the power will automatically restart.



## Standards:

EN61347-1  
EN61347-2-13  
EN61547  
EN55015  
EN61000-3-2  
EN61000-3-3  
EN62384  
EN62493  
UL8750  
FCC15B

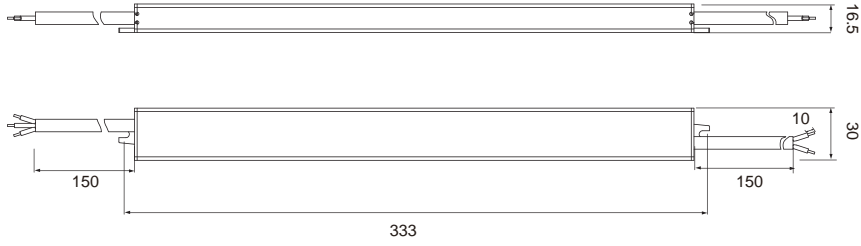
## Characteristics:

- The standard requirements to meet IEC60335-2-89;
- Power section is divided into 30W,75W the output voltage of 12V and 24V;
- Surge level, according to L, N: 2000V, L, N-PE: 4000V
- Metal case for indoor or outdoor installation
- Suitable for class I luminaire
- Suitable for dry/damp/wet locations
- Class 2 power unit
- Efficiency:91.2% (AC230V , full load )
- Life to meet the 5-year warranty requirements, failure rate to meet 0.1% / 1000h

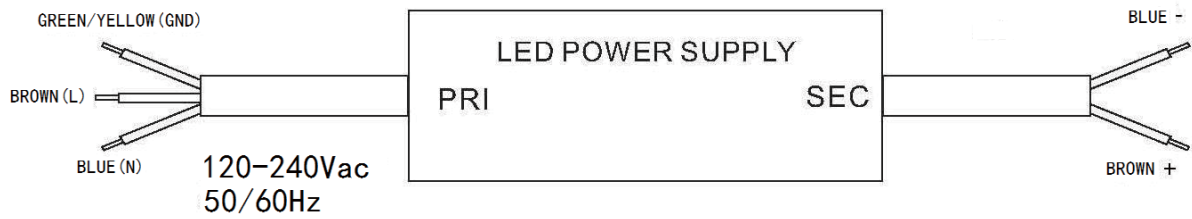
## Specifications:

Model	SLT75-12VFC-UN		SLT75-24VFC-UN	
Output	turn on time(S)	< 0.5		< 0.5
	output power(W)	60@120Vac ,75@220-240Vac		75
	output votage(V)	12		24
	output voltage tolerance <sup>1</sup>	+/-5%		+/-5%
	ripple voltage(mV)	400(Vp-p)		600(Vp-p)
	working current range(A)	0-6.25		0-3.15
	dimming interface	No		
	dimming range	n/a		
Input	rated supply voltage(Vac)	120-240Vac		120-240Vac
	voltage range(Vac)	108-264Vac		108-264Vac
	line frequency(Hz)	50/60		50/60
	input current(mA)	600mA@120Vac,400mA@230Vac		700mA@120Vac,400mA@230Vac
	efficiency <sup>2</sup>	90.7%		91.2%
	average efficiency <sup>3</sup>	86.4%		86.6%
	no load power consumption(W)	<0.5		<0.5
	power factor <sup>2</sup>	0.95		0.95
	inrush current(Ipk)	21.2A/129us		21.2A/129us
Protection	over voltage protection	YES		
	short circuit protection	YES		
	over temperature protection	YES		
	automatic restart	YES		
	over load protection	YES		
	surge capacity	L-N: 2KV L,N-PE: 4KV		
Ambient and Life	Ta(°C)	-20...50		-20...50
	Tc max.(°C)	75		75
	Storage Temperature(°C)	-30...80		
	ambient humidity range	5%...85%RH, Not condensing		
	nominal life-time(hrs)	50'000@Tc=75 C		
	guarantee(years)	5		
	MTBF(hrs)	100'0000		
Other	audible noise(dB)	<25dBA		
	weight(g)	230		
	dimensions (LxWxH)(mm)	333x30x16.5		
	casing material	Aluminum		
	housing colour	Silver		
	type of protection	IP67		
protection class	Class I			
Note	<p>1. Tolerance:includes set up tolerance, line regulation and load regulation.  2. Tested at full load,230Vac.Refer to"Power Factor" and "EFFICIENT"curve graphs.  3. Calculate the model's average efficiency for each test voltage by testing at 100%, 75%, 50%, and 25% of rated current and then computing the simple arithmetic erage of these four values.  4. All parameters NOT specially mentioned are measured at nominal voltage input, rated load and 25 of ambient temperature.  5. The power supply is considered as a component that will be operated in combination with final equipment. Since EMC performance will be affected by the complete installation, the final equipment manufacturers must re-qualify EMC Directive on the complete installation again."</p>			

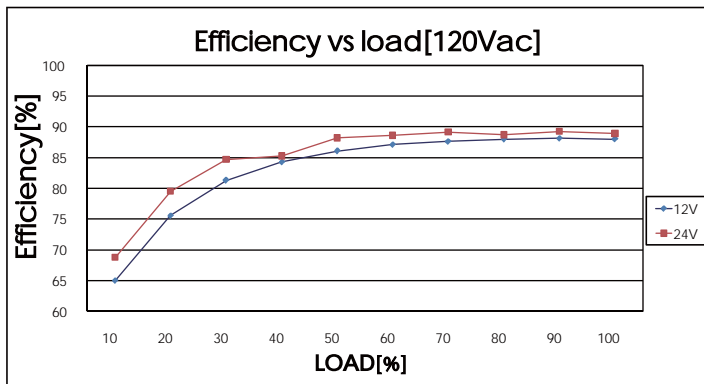
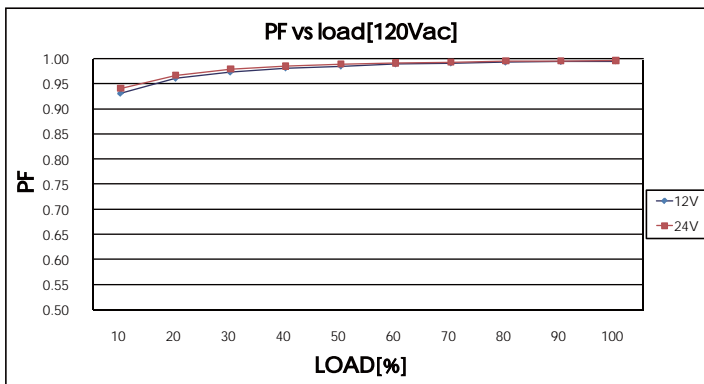
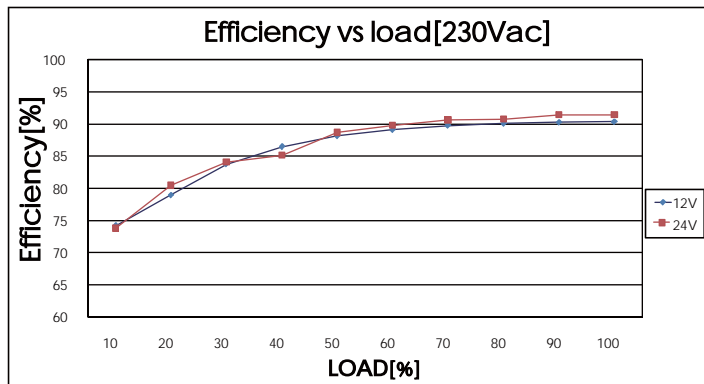
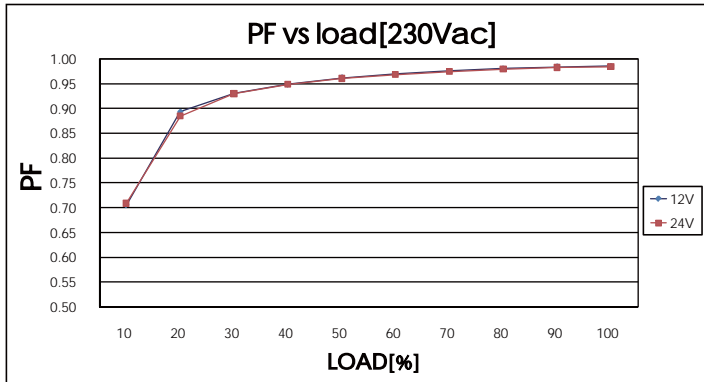
### Dimensions: mm



### Wiring diagram:



Electrical curves:



note  
 For constant current power supply,"LOAD" means the percentage of the maximum rated output voltage.  
 For constant voltage power supply,"LOAD" means the percentage of the maximum rated output current.



# Constant Voltage LED Power Supply

SLT100-24VFC-UN



## Product description:

This LED power input voltage of 120-240VAC, the output constant voltage 24V, for load parallel voltage LED. This LED power supply shape slim and thin. LED power supply has open circuit, short circuit, overload or over temperature protection function, troubleshooting, the power will automatically restart.



## Standards:

EN61347-1  
EN61347-2-13  
EN61547  
EN55015  
EN61000-3-2  
EN61000-3-3  
EN62384  
EN62493  
UL8750  
UL1310  
FCC15B


## Characteristics:

- The standard requirements to meet EN60335-2-89;
- Power section is divided into 100W and output voltage have 24V;
- Surge level, according to EN61000-4-5 :level 4 L, N: 2000V, L, N-PE: 4000V
- Metal case for indoor or outdoor installation
- Suitable for class I luminaire
- Suitable for dry/damp/wet locations
- Class 2 power unit
- Life to meet the 5-year warranty requirements, failure rate to meet 0.1% / 1000h

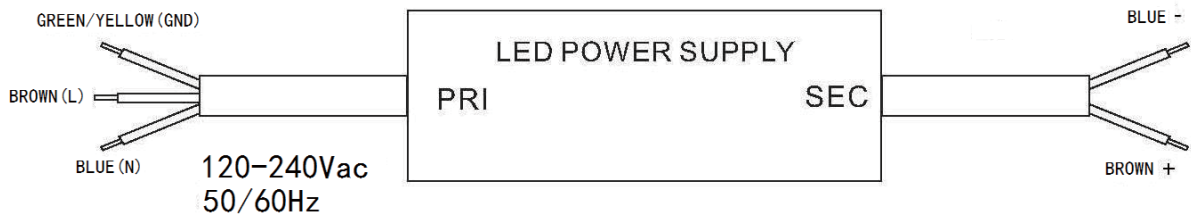
## Specifications :

Model	SLT100-24VFC-UN	
Output	turn on time(S)	≤0.5
	output power(W)	100
	output voltage(V)	24
	output voltage tolerance <sup>①</sup>	+/-5%
	ripple voltage(mV)	600(Vp-p)
	working current range(A)	0-3.13(for 120V)/ 0-4.17(for 220-240)
	dimming interface	No
	dimming range	n/a
Input	rated supply voltage(Vac)	120-240
	voltage range(Vac)	108-264
	line frequency(Hz)	50/60
	input current(mA)	700
	efficiency <sup>②</sup>	90.0%
	average efficiency <sup>③</sup>	88%(120V)/90%(230V)
	no load power consumption(W)	≤0.5
	power factor <sup>②</sup>	0.95
	inrush current(Ipk)	46A/180us
Protection	over voltage protection	YES
	short circuit protection	YES
	over temperature protection	YES
	automatic restart	YES
	over load protection	YES
	surge capacity	L-N: 2KV L,N-PE: 4KV
Ambient and Life	Ta(°C)	-20...50
	Tc max.(°C)	75
	Storage Temperature(°C)	-30...80
	ambient humidity range	5%...85%RH, Not condensing
	nominal life-time(hrs)	50'000@Tc=75 C
	guarantee(years)	5
	MTBF(hrs)	100'0000
	audible noise(dB)	<25dBA
Other	weight(g)	230
	dimensions (LxWxH)(mm)	340x30x16.5
	casing material	Aluminum
	housing colour	Silver
	type of protection	IP67
	protection class	Class I
Note	<p>1. Tolerance:includes set up tolerance, line regulation and load regulation.</p> <p>2. Tested at full load,230Vac.Refer to"Power Factor" and "EFFICIENT"curve graphs.</p> <p>3. Calculate the model's average efficiency for each test voltage by testing at 100%, 75%, 50%, and 25% of rated current and then computing the simple arithmetic erage of these four values.</p> <p>4. All parameters NOT specially mentioned are measured at nominal voltage input, rated load and 25 of ambient temperature.</p> <p>5. The power supply is considered as a component that will be operated in combination with final equipment. Since EMC performance will be affected by the complete installation, the final equipment manufacturers must re-qualify EMC Directive on the complete installation again."</p>	

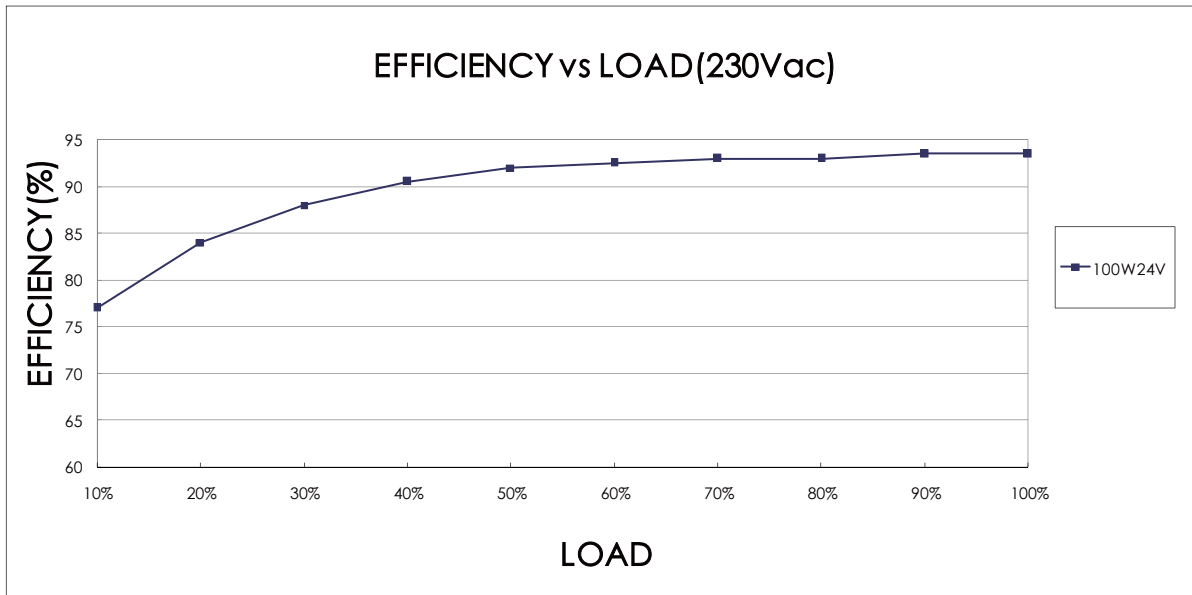
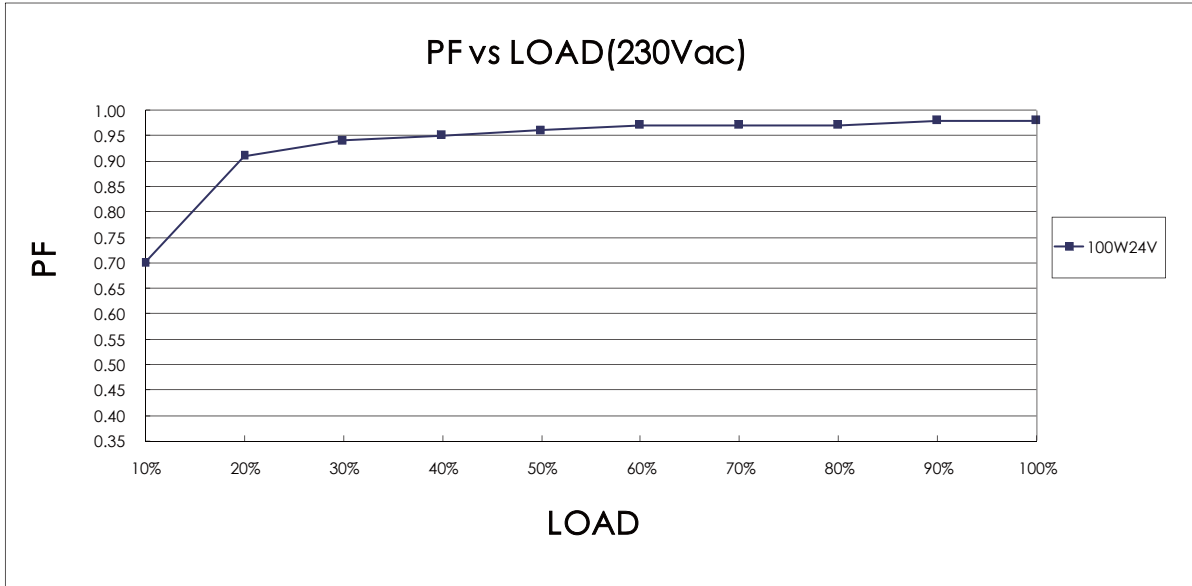
### Dimensions: mm



### Wiring diagram:



Electrical curves:



note  
For constant current power supply,"LOAD" means the percentage of the maximum rated output voltage.  
For constant voltage power supply,"LOAD" means the percentage of the maximum rated output current.

## Sales & Technical Support:

### **Self Electronics Co.,Ltd.**

Add: No. 1345 Ju Xian Road, Ningbo Hi Tech Park, Ningbo, China

Tel: 0086-574-28805765,28805658(For English Assistance)

0086-574-28805678 (For Chinese Assistance)

Fax: 0086-574-28805656

E-mail: sales@self-ecg.com

<http://www.self-ecg.com>

### **Self Electronics Co.,Ltd.,Shenzhen Office**

Add: Room2007,Xinglang Xuan,Xinghe Mingju,Fuming Road,Futian District,Shenzhen

Tel: 0086-755-83558850, 83558851

Fax: 0086-755-83558840

### **SELF ELECTRONICS GERMANY GMBH**

Add:August-Horch-Str. 7,51149 Koeln

Tel: 0049 2203 18501-0

Fax: 0049 2203 18501-199

E-mail: saleseu@self-electronics.com

\*Due to continuous improvements and innovations,specifications are subjected to change without notice.